

PEARL ACADEMY

DESIGN APTITUDE TEST

Duration: 2 hours

Fill in the following information:

Registration No. : _____

Name : _____

Candidates Signature : _____

Centre : _____

Instructions:

1. Enter the information required above.
2. All four questions are compulsory.
3. Use colour as per instructions in each question. Do not use wet medium for colouring (water colours).
4. The maximum duration for the completion of Test is 120 minutes.

NOTE: DO NOT BREAK OPEN THE SEAL UNTIL ASKED TO DO SO

FOR OFFICIAL USE ONLY

Marks obtained

Examiner's Signature


Question 1

Marks 25 (Skill and Knowledge)

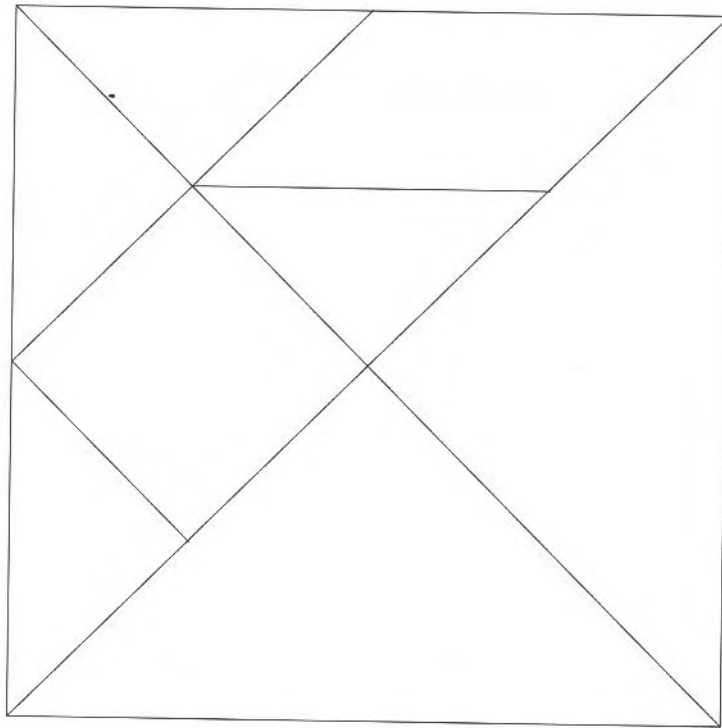
Using the two tangrams (on printed page 3), create a human form from one, and an object or animal form from the other. Then, create an image in which the two forms having a conversation, by pasting them in relation to each other (on printed page 4). Write down the conversation in the boxed area below.

Method & Steps :


- Cut out all the shapes from Box (a) on printed page 3 and use all the pieces to compose a **human form**.
- Cut out all the shapes from Box (b) on printed page 3 and use all the pieces to compose **an object or an animal form**
- Paste the two forms next to each other in the grey box on printed page 4, as if they were having a conversation. You may use the sheet in a vertical (portrait) or horizontal (landscape) format.
- After you paste the images, write down an imaginary conversation between the two of them in the box below (on printed page 2), in not more than 6 lines.




Box (a) ✂



Box (b) ✂






Question 2

Marks 25 (Analytical & Design Sensibility)


Draw any of the following objects, from real life, and its possible uses if it was 20 times larger.

Method:


- Use *any one* of the following objects that you are carrying with you right now, for this assignment.
a) Any kind of **sharpener** b) Any kind of **pen or pencil** c) **hairclip or hairpin**
- Draw the object selected in Box No. 1. In each of the remaining boxes, draw three ways the same object could be used if it were 20 times larger. In Box No. 2, 3 and 4, Caption the images in 1-5 words, to explain the use of the object.




No. 1 – Name of the object



No. 2



No. 3



No. 4

Question 3

Marks 25 (Aesthetics and Creativity)

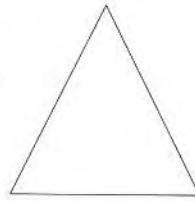
Compose an image by using as many multiples of *any one* of the following shapes (i) or (ii), to express *any one* of the following words.

a) focus

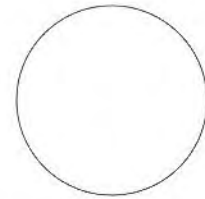
b) motion

c) peace

(Tick the chosen word)



(i) **Equilateral Triangle**
Length of each side: 1" each



(ii) **Circle – Radius: 0.5"**

Method : Replicate the shape in the given size using geometrical instruments for accuracy, to create a composition that expresses the word. You could use techniques like joining, overlapping, juxtaposing or playing with the spaces between the elements as you think appropriate. Use only one colour for the shape outline. You may fill the shape if you feel it is necessary, using the same outline colour.

Question 4

Marks 25 (Observation & Lateral Thinking)

Write your first name in the boxed area below, using style of font (lettering) that reflects your personality. Use 5 words to describe yourself, in the space below the box.

Method: Use only your first name, not surname. Write it in English or any Indian script. If it is in English, you may use capital letters or small letters or a combination of both. Compose your name creatively in the space given below. You can decorate the letters with patterns, colors or shading and size the letters in a way that reflects your personality.



- 5 words that describe you:**
- 1) _____
 - 2) _____
 - 3) _____
 - 4) _____
 - 5) _____

Question 5

Marks 25 (General Awareness & Perception)

Design a poster to communicate any of the key messages given below, using not more than 3 colors.
(Black & white would also be counted as colors).

- a) Say No to plastic b) Conserve electricity c) Save the Tiger d) Exercise to stay fit

